

Where would teachers spend their time to create the greatest impact on their students?

Educational Performance

Question Posed If you had a magic wand and could make substantial improvements in only 6 columns on this map (3 under student performance and 3 under school performance), which would you choose *for the students you currently serve*? Select the corresponding small white box AND the top 3 actions underneath that you think would have the most impact.

To Whom Teachers (955 respondents)

About Which Students? K-3, Urban, Low API Performance

Performance Drivers
(Factors That Drive Student Achievement and Educational Costs)


Assets and Enablers
(Skills and resources that enable student and teacher performance)

Actions
(Steps toward improving student achievement)

Assets & Enablers

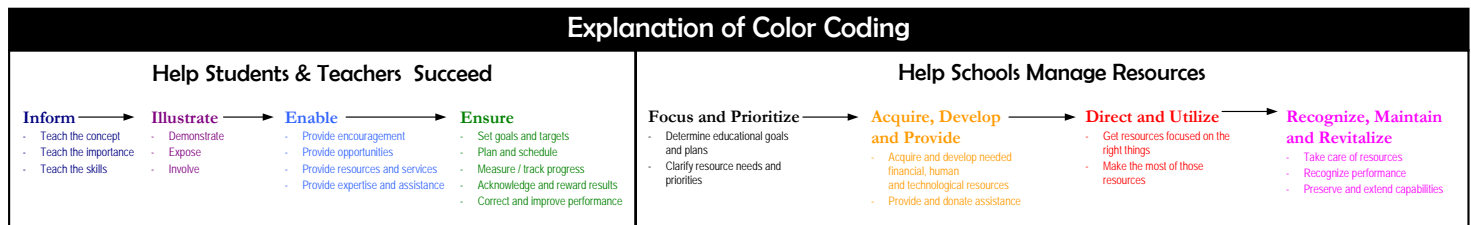
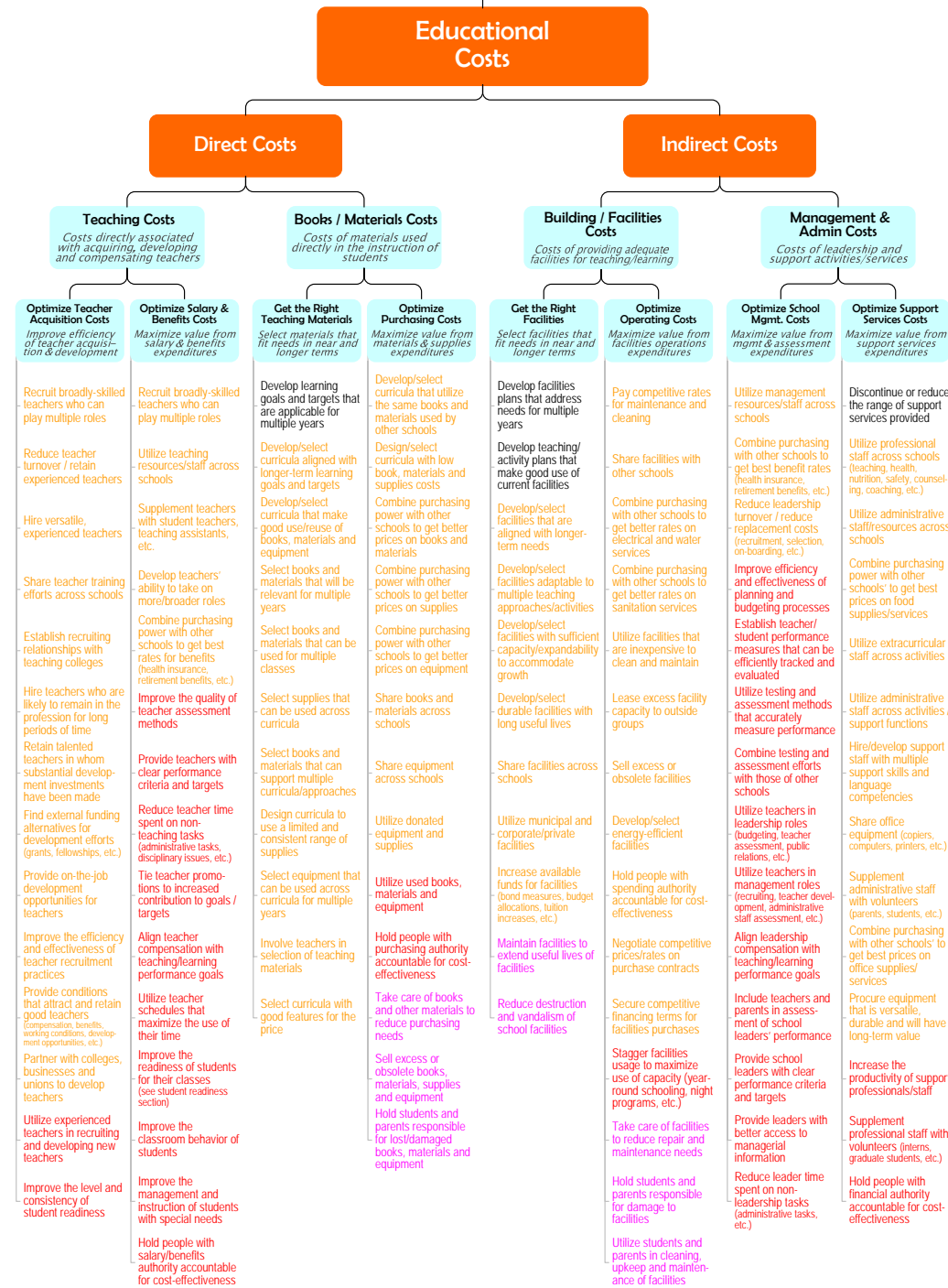
Most Selected

Least Selected

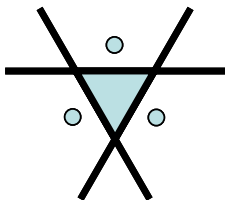


Education Performance Map™

Factors that drive educational performance and what we can all do to promote success



Printing provided courtesy of Deloitte LLP



Questions or comments?

Please go to www.educationmap.org for information about the map and supporting materials. Please direct inquiries to info@educationmap.org